

Student Name: _____

Score: _____

Box – Whisker Plot - Medium

Problem 1:

Draw box and whisker for the given data:

23, 10, 13, 30, 26, 8, 25, 18

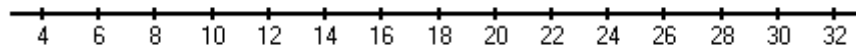
Work Space:

First Quartile =

Second Quartile or Median =

Third Quartile =

Range =



Problem 2:

Draw box and whisker for the given data:

35, 60, 20, 80, 95, 15, 40, 85, 75

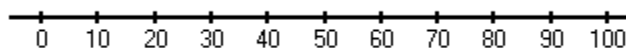
Work Space:

First Quartile =

Second Quartile or Median =

Third Quartile =

Range =



Student Name: _____

Score: _____

Answers:

Problem 1:

Draw box and whisker for the given data:

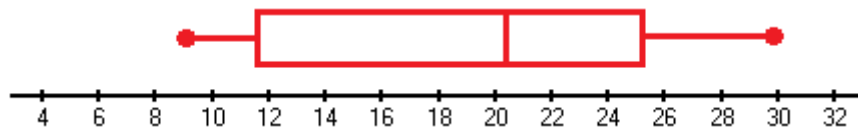
23, 10, 13, 30, 26, 8, 25, 18

First Quartile = **11.5**

Second Quartile or Median = **20.5**

Third Quartile = **25.5**

Range = **22**



Problem 2:

Draw box and whisker for the given data:

35, 60, 20, 80, 95, 15, 40, 85, 75

First Quartile = **27.5**

Second Quartile or Median = **60**

Third Quartile = **82.5**

Range = **80**

